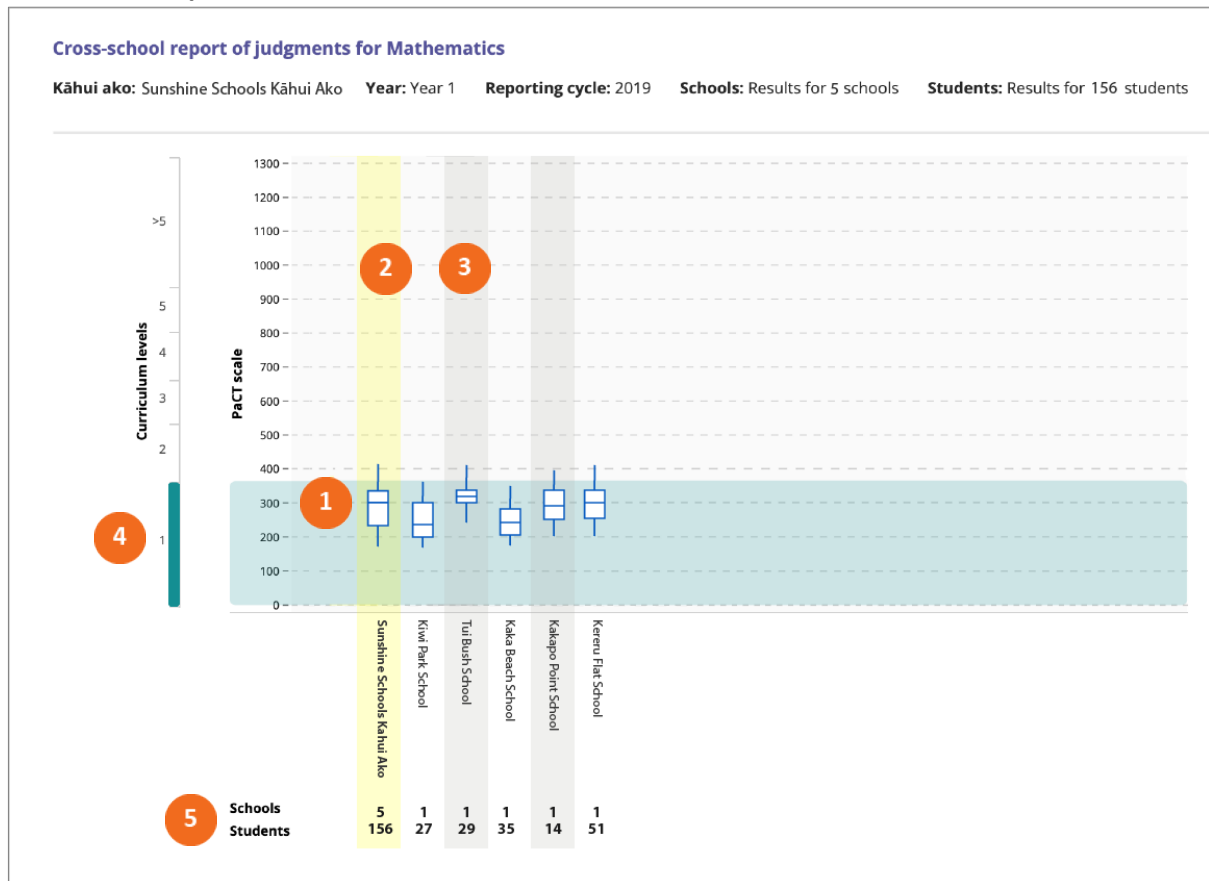


## Understanding and using the Kāhui Ako cross-school report

The cross-school report shows the achievement for the Kāhui Ako and for each participating school for a selected year level. Any school that is a member of a Kāhui Ako can opt into Kāhui Ako reporting. Participating schools share their information and are able to view the Kāhui Ako reports for their network.

### Cross-school report



This chart shows the distribution of student achievement by Kāhui Ako and by school for a selected year level.

- 1 Box and whisker plots are used to show the distribution of overall judgments. The box represents the range of the middle 50% of students. The line in the box is the median score. The whiskers show the range for the students in the lower 25% and upper 25%.
- 2 Highlighted in yellow is the distribution of all students in the selected year level in participating schools. Hovering over this box and whisker plot displays the number of students at each participating school in the selected part of the display.
- 3 The box and whisker plots that are not highlighted yellow show the distribution in each participating school. Hovering over these box and whisker plots displays the number of students from the school in the selected part of the display.
- 4 The highlighted curriculum level indicates the level the selected year level are expected to be working within. As illustrated in this example, year 1 students are expected to be working within curriculum level 1.

- 5 The number of schools and students represented by each box and whisker plot is shown below the plot.

The data can be filtered by gender and ethnicity by adjusting the report settings. You can also display cross-school reports for previous years.

Information from this chart can also be displayed in a tabular format. The aggregate view gives the proportion of the selected year level working within each curriculum level, for the Kāhui Ako and for each of the participating schools. The school view gives the number of students within each participating school who are in each percentile grouping.


The cross-school achievement report enables Kāhui Ako and school leaders to see the comparative achievement of selected year levels across participating schools. This is useful for informing discussions between principals in the Kāhui Ako and for making decisions about professional development initiatives, and the allocation of cross-school teachers.

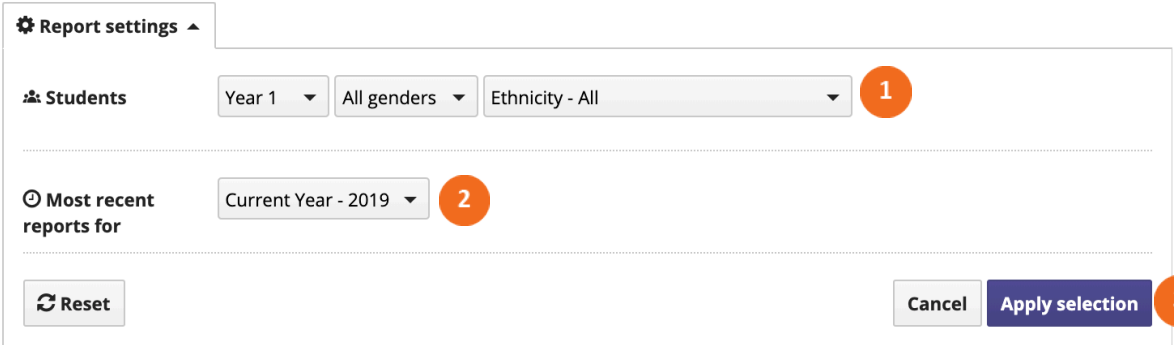
### Download report data

The report data can be downloaded as a csv file. This file includes the following information for each student: PaCT ID, gender, ethnicity, year level, rubric (framework), judgment ID, judgment date, last change, schooling weeks, PaCT score (mid-point), PaCT score range, curriculum level.

Note that the downloaded data does not include aspect level information.

### Report settings

Select  to view and change the report settings.



- 1 Select the year level of students whose data will appear in the report. You can also choose to filter the group by gender and/or ethnicity.
- 2 Select the most recent data to be included in the report, by calendar year. The report will include the most recent judgment made for each student in the selected year.
- 3 Click “apply selection” to apply the settings you’ve selected, “cancel” to close the window and return to your previous selection, or “reset” to return to the default settings.